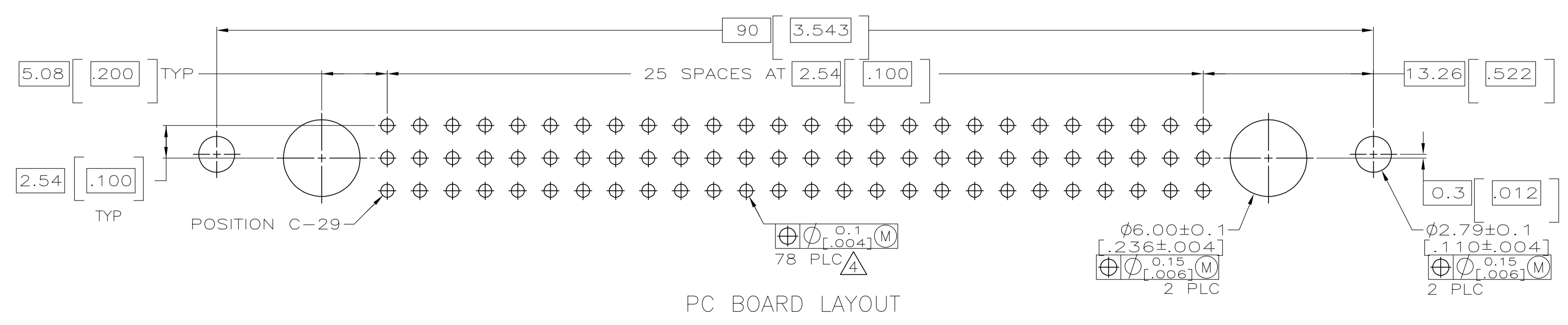
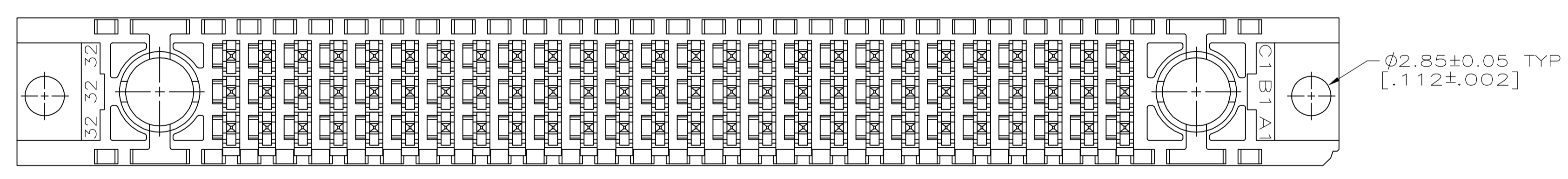
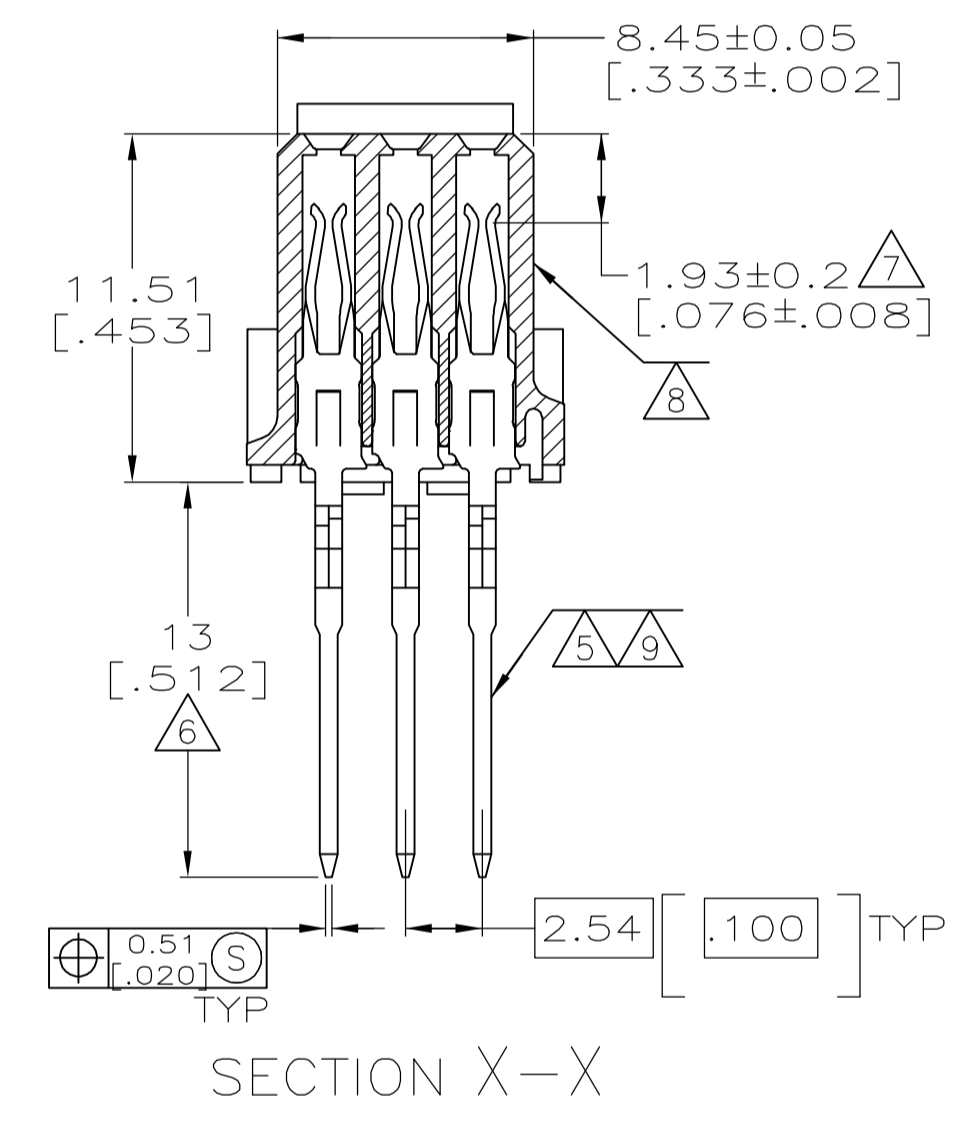
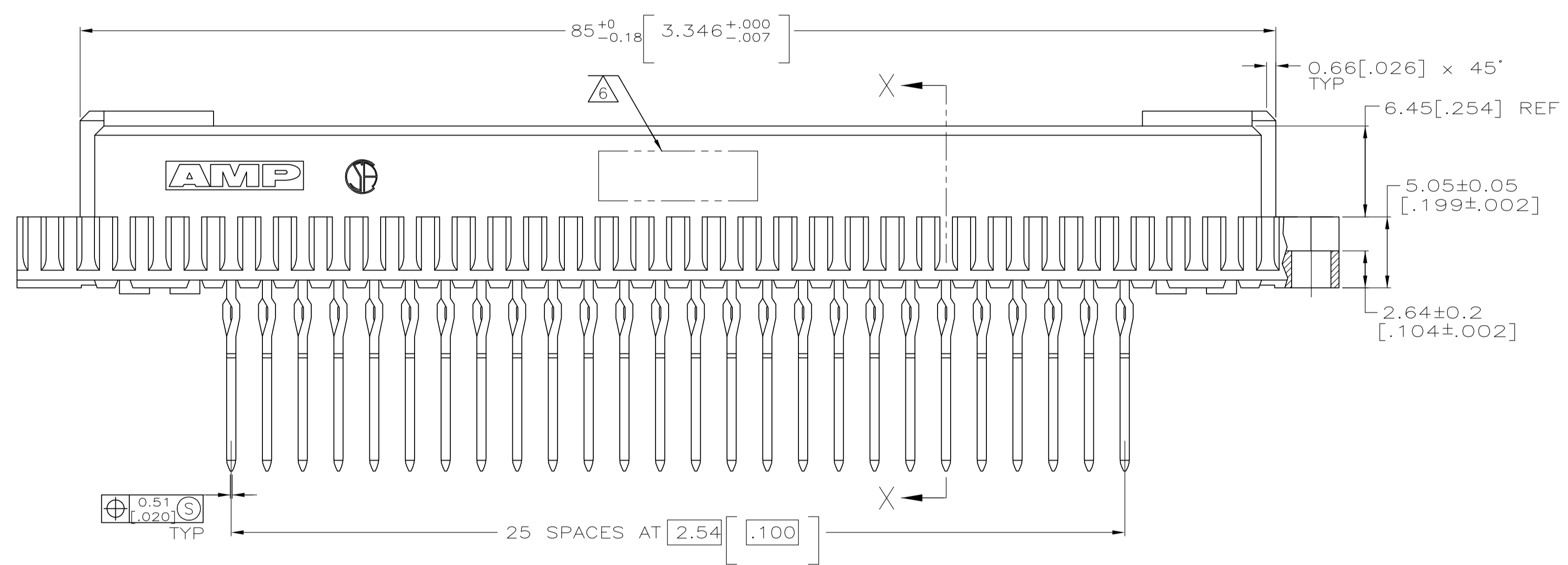
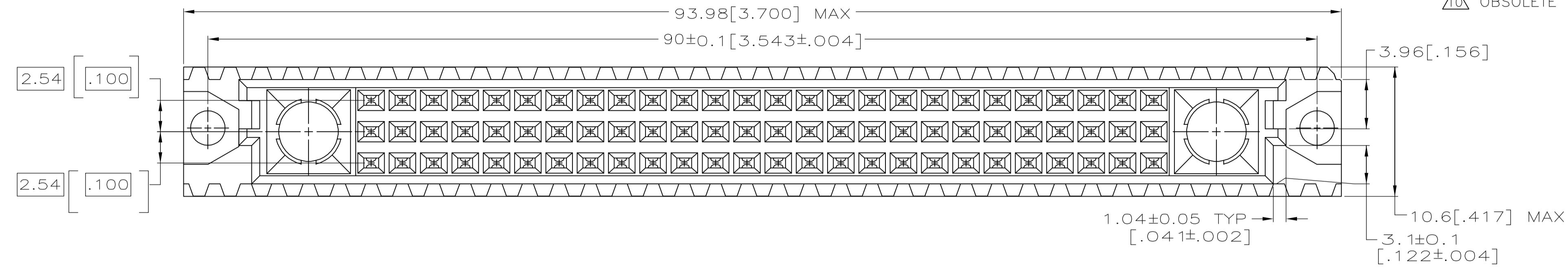


LOC		DIST		REVISIONS			
AD	00	REV	PER	EC	DATE	BY	APP'D
B		REV PER EC	0512-0283-05		17NOV05	BC	AS

- △ HOUSING MATERIAL: GLASS-FILLED POLYESTER. COLOR: GRAY.
- △ CONTACT MATERIAL: PHOSPHOR BRONZE.
- △ PART NUMBER AND DATE CODE HOT STAMPED IN THIS APPROXIMATE AREA.
- △ ACTION PIN POSTS REQUIRE 1.57[.062] MINIMUM THICK PC BOARD. RECOMMENDED PC BOARD DRILLED HOLES ARE $\phi 1.151 \pm 0.025$ [.0453 \pm .0010] WITH 0.02-0.08 [.001-.003] COPPER AND 0.008 [.0003] MINIMUM TIN-LEAD PLATING. FINISHED HOLES AFTER PLATING $\phi 1.02 \pm 0.08$ [.040 \pm .002].
- △ CONTACT FINISH: DIN 41612 CLASS 2 IN CONTACT AREA. TIN-LEAD PLATE ON POSTS.
- △ TAIL LENGTH AFTER SEATED IN PC BOARD.
- △ CONTACT POINT AFTER SEATED IN PC BOARD.
- △ HOT STAMPING ON THIS SIDE.
- △ CONTACT FINISH: DIN 41612 CLASS 2 IN CONTACT AREA AND LAST 5.08 [.200] OF POST.
- △ OBSOLETE PART NUMBER.



10	9	1-148418-5
5	5	148418-5
		PART NUMBER

THIS DRAWING IS A CONTROLLED DOCUMENT.		DIN L BRINER 5/31/97	Tyco Electronics Corporation	
DIMENSIONS: mm		CHK R PATTERSON 5/31/97	Harrisburg, PA 17105-3608	
TOLERANCES UNLESS OTHERWISE SPECIFIED:		APP'D R PATTERSON 5/31/97	NAME	
0 PLC ± -		RECEPTACLE ASSEMBLY, EUROCARD, TYPE M, 78 + 2 POSITION		
1 PLC ± -		APPLICATION SPEC		
2 PLC ± ± 0.13 [.005]		SIZE CASE CODE DRAWING NO		
3 PLC ± ± -		A1 00779 C=148418		
4 PLC ± ± -		RESTRICTED TO		
ANGLES ± ± -		WEIGHT		
FINISH		CUSTOMER DRAWING		
HOUSING: △		SCALE 4:1 SHEET 1 OF 1 REV B		
POST: △				